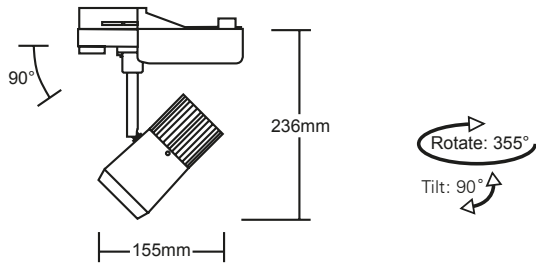


# TRACK AND SPOTS FOCUS


- Compact adjustable track mounted spotlight
- Die-cast construction
- Three circuit track adaptor as standard
- Supplied with integral non-dimming driver
- Ideal for decorative retail applications
- Glare control accessories available

500/700/1000/1300/2000/3000lm CRI 80+  
500/700/1000/1300/2000lm CRI 98



## Accessories

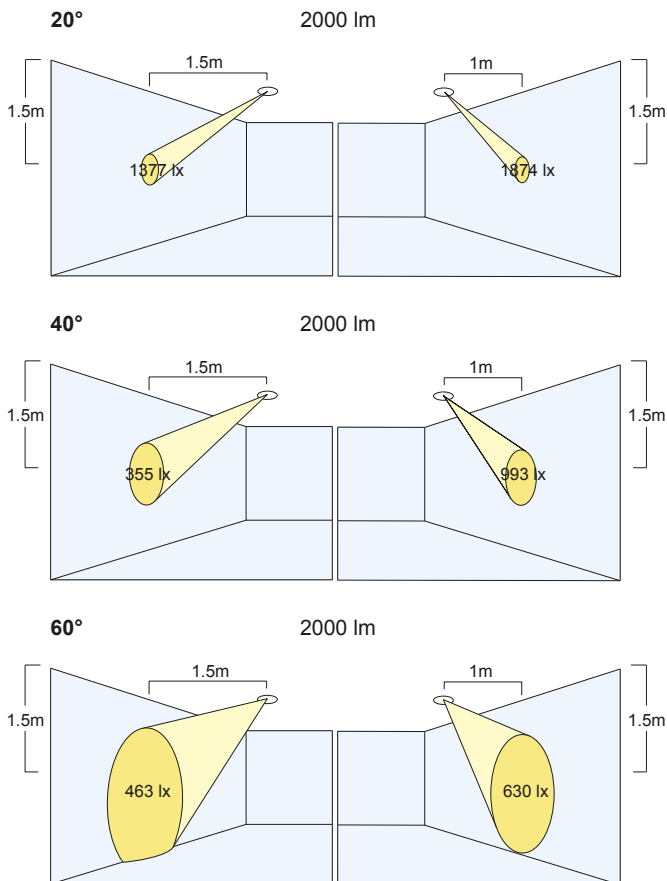
To order, use the following suffix



- /HL Honeycomb louvre
  - /CG Clear Glass
  - /SL Softening Lens
  - /RD Rotary Dimming
- Allows individual dimming on standard track

## PRODUCT CODE

Please refer to following page for product exceptions



### Lumen Output:

- (05) 500 lm
- (07) 700 lm
- (10) 1000 lm
- (13) 1300 lm
- (20) 2000 lm
- (30) 3000 lm

### Colour Temps:

- (27) 2700K
- (30) 3000K
- (35) 3500K
- (40) 4000K

### Colour Rendering:

- (V8) Vibrancy 80
- (V9) Vibrancy 98
- (80) CRI 80+
- (98) CRI 98
- (B9) Beauty


### Beam Angles:

- (S) Spot: 10°
- (N) Narrow: 20°
- (M) Medium: 40°
- (W) Wide: 60°

### Colour:

- (W) White
- (B) Black

FO



### Options:

#### Dimming:

- /DT Trailing Edge
- /DL Leading Edge
- /DD DALI
- /DA Analogue (1-10V)
- /LT LumenTalk

**Availability**

**LED Modules**  
 CRI80 / Vibrancy 80: Standard delivery.  
 CRI98 / Vibrancy 98 / Beauty: Extended delivery times may apply, please contact sales.  
 Future Xicato LED modules: Available via special order. Extended delivery times may apply, please contact sales.

**Colour**  
 White: Standard delivery.  
 Black: Standard delivery.

# Product Options

## TRACK AND SPOTS FOCUS

	CRI 80					CRI 98					VIB 80					VIB 98					BEAUTY				
Beam Angle	700lm	1000lm	1300lm	2000lm	3000lm	700lm	1000lm	1300lm	2000lm	3000lm	700lm	1000lm	1300lm	2000lm	3000lm	700lm	1000lm	1300lm	2000lm	3000lm	700lm	1000lm	1300lm	2000lm	3000lm
<b>Beam Angle</b>																									
Spot: 10°	✓	✓	✓	–	–	✓	✓	–	–	–	✓	✓	✓	–	–	✓	✓	–	–	–	–	–	–	–	–
Narrow: 20°	✓	✓	✓	✓	✓	✓	✓	✓	✓	✓	✓	✓	✓	✓	✓	✓	✓	✓	✓	✓	✓	✓	✓	✓	✓
Medium: 40°	✓	✓	✓	✓	✓	✓	✓	✓	✓	✓	✓	✓	✓	✓	✓	✓	✓	✓	✓	✓	✓	✓	✓	✓	✓
Wide: 70°	✓	✓	✓	✓	✓	✓	✓	✓	✓	✓	✓	✓	✓	✓	✓	✓	✓	✓	✓	✓	✓	✓	✓	✓	✓
<b>Colour Temps</b>																									
2200°K	–	–	–	–	–	–	–	–	–	–	–	–	–	–	–	–	–	–	–	–	–	–	–	–	–
2700°K	✓	✓	✓	✓	✓	✓	✓	✓	✓	✓	–	–	–	–	–	–	–	–	–	–	✓	✓	✓	✓	✓
3000°K	✓	✓	✓	✓	✓	✓	✓	✓	✓	✓	✓	✓	✓	✓	✓	✓	✓	✓	✓	✓	–	–	–	–	–
3500°K	✓	✓	✓	✓	✓	✓	✓	✓	✓	✓	–	–	–	–	–	–	–	–	–	–	–	–	–	–	–
4000°K	✓	✓	✓	✓	✓	✓	✓	✓	✓	✓	–	–	–	–	–	–	–	–	–	–	–	–	–	–	–
<b>Body Colour</b>																									
White	✓	✓	✓	✓	✓	✓	✓	✓	✓	✓	✓	✓	✓	✓	✓	✓	✓	✓	✓	✓	✓	✓	✓	✓	✓
Black	✓	✓	✓	✓	✓	✓	✓	✓	✓	✓	✓	✓	✓	✓	✓	✓	✓	✓	✓	✓	✓	✓	✓	✓	✓
Satin Nickel	–	–	–	–	–	–	–	–	–	–	–	–	–	–	–	–	–	–	–	–	–	–	–	–	–
Grey	–	–	–	–	–	–	–	–	–	–	–	–	–	–	–	–	–	–	–	–	–	–	–	–	–
<b>Dimming Options</b>																									
Standard	✓	✓	✓	✓	✓	✓	✓	✓	✓	✓	✓	✓	✓	✓	✓	✓	✓	✓	✓	✓	✓	✓	✓	✓	✓
/DT Trailing Edge	✓	✓	✓	✓	–	✓	✓	✓	–	–	✓	✓	✓	✓	–	✓	✓	✓	–	–	✓	✓	✓	–	–
/DL Leading Edge	✓	✓	✓	✓	–	✓	✓	✓	–	–	✓	✓	✓	✓	–	✓	✓	✓	–	–	✓	✓	✓	–	–
/DD DALI	–	–	–	–	–	–	–	–	–	–	–	–	–	–	–	–	–	–	–	–	–	–	–	–	–
/DA Analogue (1-10V)	–	–	–	–	–	–	–	–	–	–	–	–	–	–	–	–	–	–	–	–	–	–	–	–	–
/DS DSI	–	–	–	–	–	–	–	–	–	–	–	–	–	–	–	–	–	–	–	–	–	–	–	–	–
/SD Switch Dim	–	–	–	–	–	–	–	–	–	–	–	–	–	–	–	–	–	–	–	–	–	–	–	–	–
/DX DMX	–	–	–	–	–	–	–	–	–	–	–	–	–	–	–	–	–	–	–	–	–	–	–	–	–
/AP Analogue Pro	–	–	–	–	–	–	–	–	–	–	–	–	–	–	–	–	–	–	–	–	–	–	–	–	–
/DP DALI Pro	–	–	–	–	–	–	–	–	–	–	–	–	–	–	–	–	–	–	–	–	–	–	–	–	–
/UV Universal Voltage	✓	✓	✓	✓	✓	✓	✓	✓	✓	✓	✓	✓	✓	✓	✓	✓	✓	✓	✓	✓	✓	✓	✓	✓	✓
/RD Rotary Dimming	✓	✓	✓	✓	✓	✓	✓	✓	✓	✓	✓	✓	✓	✓	✓	✓	✓	✓	✓	✓	✓	✓	✓	✓	✓
<b>Emergency Options</b>																									
/M3 3Hrs Maintained	–	–	–	–	–	–	–	–	–	–	–	–	–	–	–	–	–	–	–	–	–	–	–	–	–
/ST Self Test	–	–	–	–	–	–	–	–	–	–	–	–	–	–	–	–	–	–	–	–	–	–	–	–	–
/DE DALI Emergency	–	–	–	–	–	–	–	–	–	–	–	–	–	–	–	–	–	–	–	–	–	–	–	–	–
<b>Accessories</b>																									
/P Custom Colour	✓	✓	✓	✓	✓	✓	✓	✓	–	–	✓	✓	✓	✓	✓	✓	✓	✓	–	–	✓	✓	✓	–	–
/AB Astral Bezel	–	–	–	–	–	–	–	–	–	–	–	–	–	–	–	–	–	–	–	–	–	–	–	–	–
/AW White Front Ring	–	–	–	–	–	–	–	–	–	–	–	–	–	–	–	–	–	–	–	–	–	–	–	–	–
/BD Barn Doors	–	–	–	–	–	–	–	–	–	–	–	–	–	–	–	–	–	–	–	–	–	–	–	–	–
/BF Baffle	–	–	–	–	–	–	–	–	–	–	–	–	–	–	–	–	–	–	–	–	–	–	–	–	–
/CG Clear Glass	✓	✓	✓	✓	✓	✓	✓	✓	✓	✓	✓	✓	✓	✓	✓	✓	✓	✓	✓	✓	✓	✓	✓	✓	✓
/CG w/c Clear Glass (With Clip)	–	–	–	–	–	–	–	–	–	–	–	–	–	–	–	–	–	–	–	–	–	–	–	–	–
/GR Glass Ring	–	–	–	–	–	–	–	–	–	–	–	–	–	–	–	–	–	–	–	–	–	–	–	–	–
/HL Honeycomb Louvre	✓	✓	✓	✓	✓	✓	✓	✓	–	–	✓	✓	✓	✓	✓	✓	✓	✓	–	–	✓	✓	✓	–	–
/HL w/c Honeycomb Louvre (With Clip)	–	–	–	–	–	–	–	–	–	–	–	–	–	–	–	–	–	–	–	–	–	–	–	–	–
/RG Ribbed Spreading Glass	✓	✓	✓	✓	✓	✓	✓	✓	–	–	✓	✓	✓	✓	✓	✓	✓	✓	–	–	✓	✓	✓	–	–
/RG w/c Ribbed Spreading Glass (With Clip)	–	–	–	–	–	–	–	–	–	–	–	–	–	–	–	–	–	–	–	–	–	–	–	–	–
/SL Softening Lens	✓	✓	✓	✓	✓	✓	✓	✓	–	–	✓	✓	✓	✓	✓	✓	✓	✓	–	–	✓	✓	✓	–	–
/S w/c Softening Lens (With Clip)	–	–	–	–	–	–	–	–	–	–	–	–	–	–	–	–	–	–	–	–	–	–	–	–	–
/SN Snoot	–	–	–	–	–	–	–	–	–	–	–	–	–	–	–	–	–	–	–	–	–	–	–	–	–
/WB White Inner Body With Gyro Rings	–	–	–	–	–	–	–	–	–	–	–	–	–	–	–	–	–	–	–	–	–	–	–	–	–
<b>Regional Driver Spec</b>																									
/BIS	Regional driver spec for India, beam angles will vary. Please contact sales team for more information.																								

### Key

- ✓ Option Available
- Only available with spot/narrow optics
- Only available with medium/wide optics
- Option not available