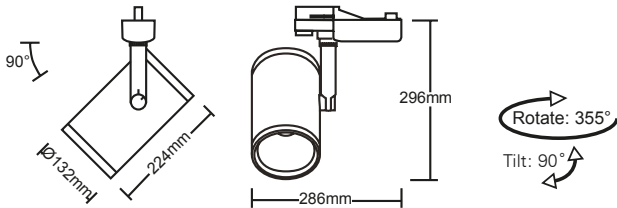


TRACK AND SPOTS METROPOLE



- High output adjustable track mounted spotlight
- Die-cast construction
- Three circuit track adaptor as standard
- Narrow beam option for high accent factor
- Supplied with integral non-dimming driver
- Lockable tilt

700/1000/1300/2000/3000/4000lm CRI 80+
700/1000/1300lm/2000/3000lm CRI 98



Accessories

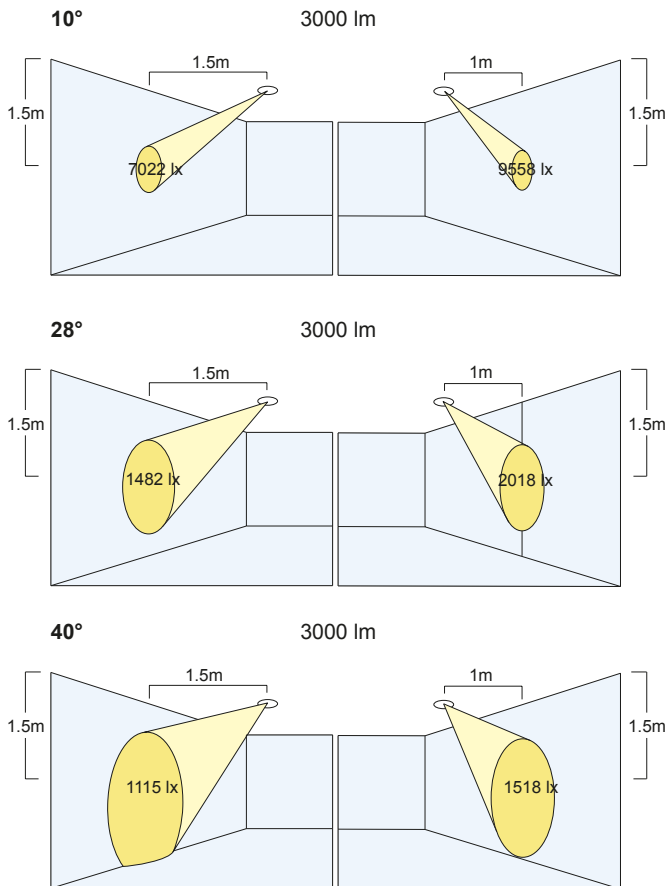
To order, use the following suffix



- /BD** Barn Doors
- /HL** Honeycomb louvre
- /RD** Rotary Dimming
Allows individual dimming on standard track

PRODUCT CODE

Please refer to following page for product exceptions



Lumen Output:

- (07) 700 lm
- (10) 1000 lm
- (13) 1300 lm
- (20) 2000 lm
- (30) 3000 lm
- (40) 4000 lm

Colour Temps:

- (27) 2700K
- (30) 3000K
- (35) 3500K
- (40) 4000K

Colour Rendering:

- (V8) Vibrancy 80
- (V9) Vibrancy 98
- (80) CRI 80+
- (98) CRI 98
- (B9) Beauty


Beam Angles:

- (S) Spot: 10°
- (N) Narrow: 20°
- (M) Medium: 40°
- (W) Wide: 60°

Colour:

- (W) White
- (B) Black

MP



Options:

Dimming:

- /DT** Trailing Edge
- /DL** Leading Edge
- /DD** DALI
- /DA** Analogue (1-10V)
- /LT** LumenTalk

For full list of options see page 2.

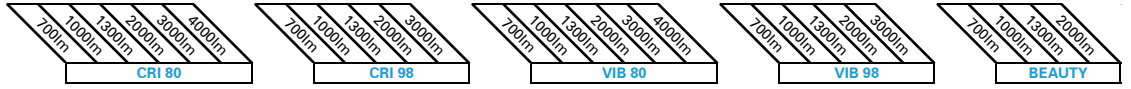
Availability

LED Modules
 CRI80 / Vibrancy 80: Standard delivery.
 CRI98 / Vibrancy 98 / Beauty: Extended delivery times may apply, please contact sales.
 Future Xicato LED modules: Available via special order. Extended delivery times may apply, please contact sales.

Colour
 White: Standard delivery.
 Black: Standard delivery.

Product Options

TRACK AND SPOTS METROPOLE



Beam Angle

	CRI 80						CRI 98						VIB 80						VIB 98						BEAUTY					
Spot: 10°	✓	✓	✓	✓	✓	✓	✓	✓	✓	✓	✓	✓	✓	✓	✓	✓	✓	✓	✓	✓	✓	✓	✓	✓	✓	✓	✓	✓	✓	✓
Narrow: 28°	✓	✓	✓	✓	✓	✓	✓	✓	✓	✓	✓	✓	✓	✓	✓	✓	✓	✓	✓	✓	✓	✓	✓	✓	✓	✓	✓	✓	✓	✓
Medium: 40°	✓	✓	✓	✓	✓	✓	✓	✓	✓	✓	✓	✓	✓	✓	✓	✓	✓	✓	✓	✓	✓	✓	✓	✓	✓	✓	✓	✓	✓	✓
Wide: 70°	-	-	-	-	-	-	-	-	-	-	-	-	-	-	-	-	-	-	-	-	-	-	-	-	-	-	-	-	-	-

Colour Temps

2200°K	-	-	-	-	-	-	-	-	-	-	-	-	-	-	-	-	-	-	-	-	-	-	-	-	-	-	-	-	-	-
2700°K	✓	✓	✓	✓	✓	✓	✓	✓	✓	✓	✓	✓	-	-	-	-	-	-	-	-	-	-	-	-	✓	✓	✓	✓	✓	✓
3000°K	✓	✓	✓	✓	✓	✓	✓	✓	✓	✓	✓	✓	✓	✓	✓	✓	✓	✓	✓	✓	✓	✓	✓	✓	-	-	-	-	-	-
3500°K	✓	✓	✓	✓	✓	✓	✓	✓	✓	✓	✓	✓	-	-	-	-	-	-	-	-	-	-	-	-	-	-	-	-	-	-
4000°K	✓	✓	✓	✓	✓	✓	✓	✓	✓	✓	✓	✓	-	-	-	-	-	-	-	-	-	-	-	-	-	-	-	-	-	-

Body Colour

White	✓	✓	✓	✓	✓	✓	✓	✓	✓	✓	✓	✓	✓	✓	✓	✓	✓	✓	✓	✓	✓	✓	✓	✓	✓	✓	✓	✓	✓	✓
Black	✓	✓	✓	✓	✓	✓	✓	✓	✓	✓	✓	✓	✓	✓	✓	✓	✓	✓	✓	✓	✓	✓	✓	✓	✓	✓	✓	✓	✓	✓
Satin Nickel	-	-	-	-	-	-	-	-	-	-	-	-	-	-	-	-	-	-	-	-	-	-	-	-	-	-	-	-	-	-
Grey	-	-	-	-	-	-	-	-	-	-	-	-	-	-	-	-	-	-	-	-	-	-	-	-	-	-	-	-	-	-

Dimming Options

Standard	✓	✓	✓	✓	✓	✓	✓	✓	✓	✓	✓	✓	✓	✓	✓	✓	✓	✓	✓	✓	✓	✓	✓	✓	✓	✓	✓	✓	✓	✓
/DT Trailing Edge	✓	✓	✓	✓	-	-	✓	✓	✓	-	-	-	✓	✓	✓	✓	-	-	✓	✓	✓	-	-	-	✓	✓	✓	-	-	-
/DL Leading Edge	✓	✓	✓	✓	-	-	✓	✓	✓	-	-	-	✓	✓	✓	✓	-	-	✓	✓	✓	-	-	-	✓	✓	✓	-	-	-
/DALI DALI	-	-	-	-	-	-	-	-	-	-	-	-	-	-	-	-	-	-	-	-	-	-	-	-	-	-	-	-	-	-
/DA Analogue (1-10V)	-	-	-	-	-	-	-	-	-	-	-	-	-	-	-	-	-	-	-	-	-	-	-	-	-	-	-	-	-	-
/DS DSI	-	-	-	-	-	-	-	-	-	-	-	-	-	-	-	-	-	-	-	-	-	-	-	-	-	-	-	-	-	-
/SD Switch Dim	-	-	-	-	-	-	-	-	-	-	-	-	-	-	-	-	-	-	-	-	-	-	-	-	-	-	-	-	-	-
/DX DMX	-	-	-	-	-	-	-	-	-	-	-	-	-	-	-	-	-	-	-	-	-	-	-	-	-	-	-	-	-	-
/AP Analogue Pro	-	-	-	-	-	-	-	-	-	-	-	-	-	-	-	-	-	-	-	-	-	-	-	-	-	-	-	-	-	-
/DP DALI Pro	-	-	-	-	-	-	-	-	-	-	-	-	-	-	-	-	-	-	-	-	-	-	-	-	-	-	-	-	-	-
/UV Universal Voltage	-	-	-	-	-	-	-	-	-	-	-	-	-	-	-	-	-	-	-	-	-	-	-	-	-	-	-	-	-	-
/RD Rotary Dimming	✓	✓	✓	✓	✓	-	✓	✓	✓	✓	✓	✓	✓	✓	✓	✓	✓	✓	✓	✓	✓	✓	✓	✓	✓	✓	✓	✓	✓	✓

Emergency Options

/M3 3Hrs Maintained	-	-	-	-	-	-	-	-	-	-	-	-	-	-	-	-	-	-	-	-	-	-	-	-	-	-	-	-	-	-
/ST Self Test	-	-	-	-	-	-	-	-	-	-	-	-	-	-	-	-	-	-	-	-	-	-	-	-	-	-	-	-	-	-
/DE DALI Emergency	-	-	-	-	-	-	-	-	-	-	-	-	-	-	-	-	-	-	-	-	-	-	-	-	-	-	-	-	-	-

Accessories

/P Custom Colour	✓	✓	✓	✓	✓	✓	✓	✓	✓	✓	-	-	✓	✓	✓	✓	✓	✓	✓	✓	✓	✓	-	-	✓	✓	✓	✓	✓	✓
/AB Astral Bezel	-	-	-	-	-	-	-	-	-	-	-	-	-	-	-	-	-	-	-	-	-	-	-	-	-	-	-	-	-	-
/AW White Front Ring	-	-	-	-	-	-	-	-	-	-	-	-	-	-	-	-	-	-	-	-	-	-	-	-	-	-	-	-	-	-
/BD Barn Doors	✓	✓	✓	✓	✓	✓	✓	✓	✓	✓	-	-	✓	✓	✓	✓	✓	✓	✓	✓	✓	✓	-	-	✓	✓	✓	✓	✓	✓
/BF Baffle	-	-	-	-	-	-	-	-	-	-	-	-	-	-	-	-	-	-	-	-	-	-	-	-	-	-	-	-	-	-
/CG Clear Glass	-	-	-	-	-	-	-	-	-	-	-	-	-	-	-	-	-	-	-	-	-	-	-	-	-	-	-	-	-	-
/CG w/c Clear Glass (With Clip)	-	-	-	-	-	-	-	-	-	-	-	-	-	-	-	-	-	-	-	-	-	-	-	-	-	-	-	-	-	-
/GR Glass Ring	-	-	-	-	-	-	-	-	-	-	-	-	-	-	-	-	-	-	-	-	-	-	-	-	-	-	-	-	-	-
/HL Honeycomb Louvre	✓	✓	✓	✓	✓	✓	✓	✓	✓	✓	-	-	✓	✓	✓	✓	✓	✓	✓	✓	✓	✓	-	-	✓	✓	✓	✓	✓	✓
/HL w/c Honeycomb Louvre (With Clip)	-	-	-	-	-	-	-	-	-	-	-	-	-	-	-	-	-	-	-	-	-	-	-	-	-	-	-	-	-	-
/RG Ribbed Spreading Glass	-	-	-	-	-	-	-	-	-	-	-	-	-	-	-	-	-	-	-	-	-	-	-	-	-	-	-	-	-	-
/RG w/c Ribbed Spreading Glass (With Clip)	-	-	-	-	-	-	-	-	-	-	-	-	-	-	-	-	-	-	-	-	-	-	-	-	-	-	-	-	-	-
/SL Softening Lens	-	-	-	-	-	-	-	-	-	-	-	-	-	-	-	-	-	-	-	-	-	-	-	-	-	-	-	-	-	-
/S w/c Softening Lens (With Clip)	-	-	-	-	-	-	-	-	-	-	-	-	-	-	-	-	-	-	-	-	-	-	-	-	-	-	-	-	-	-
/SN Snoot	-	-	-	-	-	-	-	-	-	-	-	-	-	-	-	-	-	-	-	-	-	-	-	-	-	-	-	-	-	-
/WB White Inner Body With Gyro Rings	-	-	-	-	-	-	-	-	-	-	-	-	-	-	-	-	-	-	-	-	-	-	-	-	-	-	-	-	-	-

Regional Driver Spec

/BIS Regional driver spec for India, beam angles will vary. Please contact sales team for more information.

Key

- ✓ Option Available
- Only available with spot/narrow optics
- Only available with medium/wide optics
- Option not available