

# Product Specification

## Imp Wet

70 Series  
Clear Wet Downlight

### 70 Series Clear Wet Downlight

#### Performance

Up to 3000 lumens, IP54 rated

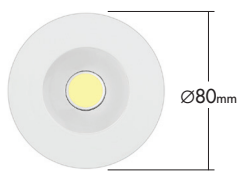
#### Fixing Method

Constant force springs fixing mechanism  
1 - 40mm thick ceilings

#### Cutout

∅73mm ceiling cutout

#### Size



The Imp Wet is a clear, IP54 rated, high-performance LED downlight; for commercial, residential or hospitality applications. Delivering up to 3000 lumens, the luminaire provides a more durable, flexible alternative to halogen with a choice of outputs, beam angles, colour fidelity options and accessories. IP54 rated for bathrooms and other suitable wet locations.




## Options

#### Output

500lm | 700lm | 1000lm | 1300lm | 2000lm | 3000lm

#### Colour Temperature




#### Colour Fidelity

80+ | 98 | Vibrancy 80 | Vibrancy 98 | Designer | Beauty


#### Beam Angle



#### Colour



#### Accessories



## Product Builder

		<b>Lumen Output</b>
(05)		500lm
(07)		700lm
(10)		1000lm
(13)		1300lm
(20)		2000lm
(30)		3000lm
		<b>Colour Temperature</b>
(22)		2200k
(27)		2700k
(30)		3000k
(35)		3500k
(40)		4000k
		<b>Colour Fidelity</b>
(80)		CRI 80+
(98)		CRI 98
(V8)		Vibrancy 80
(V9)		Vibrancy 98
(90)		Designer Series
(BT)		Beauty Series
		<b>Beam Angle</b>
(N)		Narrow 20°
(M)		Medium 40°
(W)		Wide 70°
		<b>Colour</b>
(W)		White
(B)		Black
(N)		Satin Nickel

<b>2Q</b>		<b>/**/**</b>
<b>Control</b>		<b>Accessories</b>
/DD DALI	/DL Leading Edge	/HL Honeycomb Louvre
/DP DALI Pro	/BX Bluetooth Xicato	/SL Softening Lens
/DA Analogue (1-10v)	/BC Bluetooth Casambi	/RS Linear Spreader Lens
/AP Analogue Pro		/BF Baffle
/DT Trailing Edge		
<b>Emergency</b>		
/M3 3hrs Maintained	/DE DALI Emergency	
/ST Self Test		

# Product Options

## Imp Wet

## 70 Series Clear Wet Downlight

Colour Fidelity	CRI80+   Vibrancy 80 <sup>1</sup>								CRI98   Vibrancy 98 <sup>2</sup>								Designer Series						Beauty Series				
	500lm	700lm	1000lm	1300lm	2000lm	3000lm	4000lm	5000lm	500lm	700lm	1000lm	1300lm	2000lm	3000lm	4000lm	500lm	700lm	1000lm	1300lm	2000lm	3000lm	4000lm	500lm	700lm	1000lm	1300lm	2000lm
<b>Lumen Output</b>																											
<b>Colour Temperature</b>																											
2200k <sup>3</sup>	-	-	-	-	-	-	-	-	-	●	●	○	○	-	-	-	-	-	-	-	-	-	-	-	-	-	-
2700k	●	●	●	●	○	○	-	-	●	●	●	○	○	-	-	●	●	●	○	○	-	-	○	○	○	○	○
3000k	●	●	●	●	○	○	-	-	●	●	●	○	○	-	-	●	●	●	○	○	-	-	○	○	○	○	○
3500k	●	●	●	●	○	○	-	-	●	●	●	○	○	-	-	●	●	●	○	○	-	-	○	○	○	○	○
4000k	●	●	●	●	○	○	-	-	●	●	●	○	○	-	-	●	●	●	○	○	-	-	○	○	○	○	○
<b>Beam Angle</b>																											
Narrow 20°	●	●	●	●	-	-	-	-	●	●	●	-	-	-	-	●	●	●	-	-	-	-	-	-	-	-	-
Medium 40°	●	●	●	●	○	○	-	-	●	●	●	○	○	-	-	●	●	●	○	○	-	-	○	○	○	○	○
Wide 70°	●	●	●	●	○	○	-	-	●	●	●	○	○	-	-	●	●	●	○	○	-	-	○	○	○	○	○
<b>Colour</b>																											
White	●	●	●	●	○	○	-	-	●	●	●	○	○	-	-	●	●	●	○	○	-	-	○	○	○	○	○
Black	●	●	●	●	○	○	-	-	●	●	●	○	○	-	-	●	●	●	○	○	-	-	○	○	○	○	○
Satin Nickel	●	●	●	●	○	○	-	-	●	●	●	○	○	-	-	●	●	●	○	○	-	-	○	○	○	○	○
<b>Control</b>																											
Standard	●	●	●	●	○	○	-	-	●	●	●	○	○	-	-	●	●	●	○	○	-	-	○	○	○	○	○
DALI	●	●	●	●	○	○	-	-	●	●	●	○	○	-	-	●	●	●	○	○	-	-	○	○	○	○	○
DALI Pro	●	●	●	●	○	○	-	-	●	●	●	○	○	-	-	●	●	●	○	○	-	-	○	○	○	○	○
Analogue (1-10v)	●	●	●	●	○	○	-	-	●	●	●	○	○	-	-	●	●	●	○	○	-	-	○	○	○	○	○
Analogue Pro (0.1-10v)	●	●	●	●	○	○	-	-	●	●	●	○	○	-	-	●	●	●	○	○	-	-	○	○	○	○	○
Trailing Edge	-	●	●	●	○	○	-	-	⊙	●	●	○	○	-	-	⊙	●	●	○	○	-	-	-	○	○	○	○
Leading Edge	-	●	●	●	○	○	-	-	⊙	●	●	○	○	-	-	⊙	●	●	○	○	-	-	-	○	○	○	○
DMX	-	-	-	-	-	-	-	-	-	-	-	-	-	-	-	-	-	-	-	-	-	-	-	-	-	-	-
Bluetooth Xicato	-	●	●	●	○	○	-	-	⊙	●	●	○	○	-	-	-	●	●	○	○	-	-	⊙	○	○	○	○
Bluetooth Casambi	●	●	●	●	○	○	-	-	●	●	●	○	○	-	-	●	●	●	○	○	-	-	○	○	○	○	○
<b>Emergency</b>																											
3hrs Maintained	●	●	●	●	○	○	-	-	●	●	●	○	○	-	-	●	●	●	○	○	-	-	○	○	○	○	○
Self Test	●	●	●	●	○	○	-	-	●	●	●	○	○	-	-	●	●	●	○	○	-	-	○	○	○	○	○
DALI Emergency	●	●	●	●	○	○	-	-	●	●	●	○	○	-	-	●	●	●	○	○	-	-	○	○	○	○	○
<b>Accessories</b>																											
Honeycomb Louvre	●	●	●	●	○	○	-	-	●	●	●	○	○	-	-	●	●	●	○	○	-	-	○	○	○	○	○
Softening Lens	●	●	●	●	○	○	-	-	●	●	●	○	○	-	-	●	●	●	○	○	-	-	○	○	○	○	○
Linear Spread Lens	●	●	●	●	○	○	-	-	●	●	●	○	○	-	-	●	●	●	○	○	-	-	○	○	○	○	○
Baffle	●	●	●	●	○	○	-	-	●	●	●	○	○	-	-	●	●	●	○	○	-	-	○	○	○	○	○

Notes:  
<sup>1</sup> Vibrancy 80 only available in 3000k.  
<sup>2</sup> Vibrancy 98 only available in 3000k.  
<sup>3</sup> 2200k available in CRI98 (Artist Series) only.

### Key

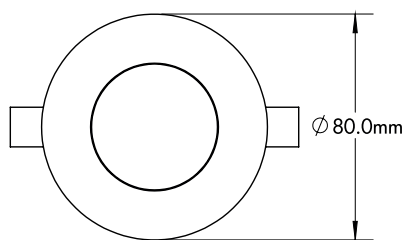
- Option Available
- ⊙ Only available with Narrow optics
- Only available with Medium/Wide optics
- Option not available

# Product Dimensions

## Imp Wet

70 Series  
Clear Wet Downlight

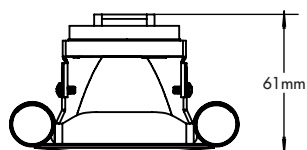
### Dimensions



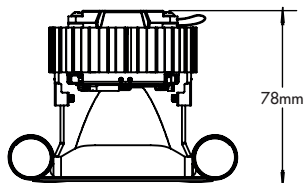
Ceiling cutout:  $\varnothing 73\text{mm}$   
Max ceiling thickness: 1 - 40mm

### Narrow (20°)

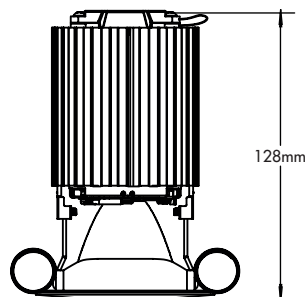
500lm  
CRI 80 | Vib 80



700lm | 1000lm  
CRI 80 | Vib 80  
500lm | 700lm  
CRI 98 | Vib 98 | Designer



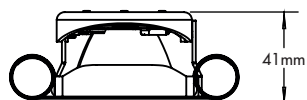
1300lm  
CRI 80 | Vib 80  
1000lm  
CRI 98 | Vib 98 | Designer



### Medium (40°) + Wide (70°)

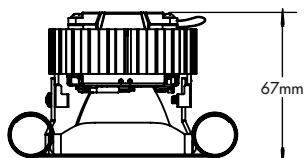
500lm  
CRI 80 | Vib 80

500lm  
CRI 98 | Vib 98 | Designer | Beauty



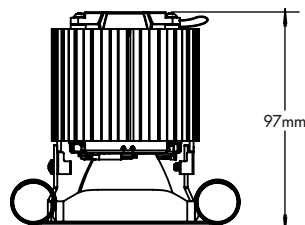
700lm | 1000lm | 1300lm  
CRI 80 | Vib 80

700lm | 1000lm | 1300lm  
CRI 98 | Vib 98 | Designer | Beauty

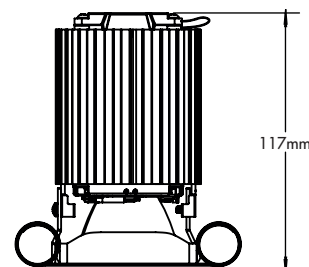


2000lm  
CRI 80 | Vib 80

2000lm  
CRI 98 | Vib 98 | Designer | Beauty



3000lm  
CRI 80 | Vib 80



Lumenpulse Alphaled are constantly developing and improving our product range. All descriptions, illustrations, drawings and specifications in this catalogue are present and correct, they perform only general particulars and shall not form any part of any contract. The right is reserved to change specifications without prior notification or public announcement. All goods supplied by the company are supplied subject to the company's General Conditions of sale, a copy of which is available on request.